



JustAMP

Digital Amplifier

JustMed, Inc.

July, 2005

Volume 1, Issue 1

INNOVATION AND TECHNOLOGY FOR A BETTER LIFE

User's Manual for *JustAMP* Digital Amplifier



Figure 1

JustAMP: The world's first digital amplifier with Crystal Whisper Technology.

Foreword

Dear Customer,

JustMed, Inc. would like to take this opportunity to thank you for your purchase of our quality product, **JustAMP**. It is our goal to provide you with the highest quality, and the latest technological advances in speech aids. **JustAMP**'s engineers strive for continuous improvement in voice quality, and **JustAMP**'s unique software upgrade ability will provide these innovations to you and your Digital Amplifier. We believe **JustAMP** will provide you with a better quality voice and, along with its ease of use, a better quality of life.

It is important to read the following instructions before using **JustAMP** for the first time to ensure the proper use of the speech aid, the battery charger, and headset that accompany it.

Sincerely,
Joel E. Just
Founder and Inventor

Table of Contents Page

Package Contents	5
Product Description	5
Safety Instructions	7
Warranty and Product Liability	8
Product Photo-Label Overview	9
Product/User’s Manual	10
Battery check.....	10
Battery insertion.....	10
Headset	11
Placement.....	11
Plug-In.....	12
Adjustment.....	12
Placement of <i>JustAMP</i> Amplifier Box	12
Power	13
Adjusting the Volume	13
Speaker Volume	13
Windsock	13

Package Contents

This package contains the following:



- **JustAMP** Digital Amplifier
- **JustAMP** headset
- **JustAMP** hand microphone
- Battery charger
- Battery pack
- User's manual
- Lanyard
- Windsock

Product Description

JustAMP Digital Amplifier is a speech aid device designed to help whisper patients who have lost their ability to project a loud voice to speak again. Such voice loss may occur due to any of the following: Parkinson's, Lou Gehrig's Disease, aka Amyotrophic Lateral Sclerosis (ALS), or Multiple Sclerosis (MS). The digital signal processing used in **JustAMP** allows filtering unequalled in today's analog amplifiers. Our Crystal Whisper Technology uses state-of-the-art digital technology to virtually eliminate air rush noise commonly found using analog amplifiers.

JustAMP also provides the following for the patient/user:

- Ease of use: **JustAMP** is as easy to use as a transistor radio or portable CD player. Our system has been designed to make the electronics do all the work and not the patient. It's as easy as putting on the headset and turning up the volume.

- Crystal Whisper Technology: The engineers at JustMed, Inc. have developed a digital process for recognizing air noise and reducing or eliminating it on the amplifier. This allows the user to place the microphone very close to the mouth. Whisper voices associated with Parkinson's, Multiple Sclerosis, and ALS are clearly amplified.
- Long battery life: **JustAMP** will provide the user with 10-20 hours of continuous talk time.
- Rechargeable battery: **JustAMP** comes with a pre-conditioned rechargeable battery pack. Pre-conditioning the batteries prepares them to the optimum condition specified by the battery manufacturer and extends the battery life.
- Battery Interchange: **JustAMP** allows the user to use 3 standard AA alkaline batteries in place of the rechargeable battery pack if such an occasion is needed. This is a very important feature when recharging is not available.
- Phone adaptation: **JustAMP** may be plugged into a standard wireless phone or a cell phone. The phone adapter is available through JustMed, Inc.
- Upgrade capability: As the engineers at JustMed, Inc. develop better software, your **JustAMP** will not be left behind. The unique programming port allows software upgrade capability for better voice quality in the future. This allows the user to have access to the best voice technology provided by JustMed, Inc. at a minimal cost without having to replace their entire unit.
- Positioning: **JustAMP** uses digital techniques to suppress feedback noise. The system can be held within inches of the microphone without feedback occurring. **JustAMP** can fit into a standard men's shirt pocket or may be hung around the neck with a lanyard. This

allows for better positioning of the sound source providing a more natural voice.

- Size and Weight: The weight is just over 9.5 oz, almost half the weight of the leading personal amplifier.

Safety Instructions

JustAMP Digital Amplifier is designed to the highest quality standards, but in order to ensure you the longest use, please always use the following precautions and procedures when using your new **JustAMP** Digital Amplifier:

- Do not drop the **JustAMP** Digital Amplifier.
- Do not drop the **JustAMP** Digital Amplifier in water or any other liquids.
- Do not expose the **JustAMP** Digital Amplifier to extremely hot or cold temperatures.
- Do not place the **JustAMP** Digital Amplifier in direct sunlight or on top of or next to any type of heat source.
- Do not sleep while wearing the **JustAMP** Digital Amplifier headset due to the dangers of entangling with the wires.

JustMed, Inc. will not be held liable for any damages to any person or **ITEM** caused as a result of failure to comply with the **JustAMP** user's manual and safety instructions.

*The rechargeable battery pack included with your **JustAMP** Digital Amplifier is designed for safe and reliable service. It is designed to be charged by the enclosed 2A/5V switching power supply. Do not use any other charging system to recharge this battery pack, and do not use this battery pack in any other device. Eventually, the capacity of*

the battery pack will decrease, resulting in shorter usable operation between charges. This is normal.

*The rechargeable battery pack is made with Nickel-Metal Hydride cells. **DO NOT EXPOSE THIS PACK TO WATER. IF THE BATTERY PACK OR LEAD WIRES ARE DAMAGED IN ANY WAY, DO NOT CONTINUE TO USE IT.** This pack must be disposed of per local regulations, check with your local waste service for information specific to your area. **DO NOT DISPOSE OF THIS PACK IN INCINERATORS OR TRASH COMPACTORS.** New battery packs can be purchased from JustMed, Inc.*

Warranty and Product Liability

The parts and materials of **JustAMP** Digital Amplifier are covered under a 24-month warranty. The rechargeable battery pack which accompanies **JustAMP** Digital Amplifier is covered under a 6-month warranty. The headset microphone and handheld microphone are covered under a 6-month warranty. The owner or claimant is responsible for the payment of shipping costs during a warranty return. If parts and materials need to be replaced, **only original parts and materials** may be used as a replacement. Any repairs from a non-authorized person or company will invalidate the **JustAMP** Digital Amplifier warranty. Customer **MUST READ ALL** instructions as improper use may cancel warranties.

Please contact JustMed, Inc. to arrange repairs and replacements. Contact information and address are located on the back cover of this manual.




Figure 2 Product Photo-Label Overview

- | | |
|-----------------------------|--|
| A: Headset | H: Phone adaptor |
| B: Upgrade interface | I: Battery charge plug |
| C: Headset plug | J: LED (light emitting diode indicating charge of battery) |
| D: Dial (for future design) | |
| E: Lanyard attachment | |
| F: Speaker volume | K: Battery door tab opener |

Product/User's Manual

- **Battery Check**

Your new **JustAMP** Digital Amplifier comes with the battery already conditioned for long life. Plug in the battery charger and let charge until a solid green light is emitted on the LED. Now your battery is fully charged.

- **Important Notes on Recharging Battery**

Many products come with rechargeable batteries and battery chargers. Many battery chargers look alike.

JustAMP batteries must be recharged **ONLY** with the battery charger which comes with the unit. If any other battery charger is used to charge the JustAMP battery, damage could occur to the JustAMP printed circuit board and the product could cease functioning entirely. Also, if the JustAMP battery charger is used to charge any other product which is not a JustMed product, this could cause a short in the battery charger causing the battery charger to cease functioning. Both of these situations WILL NOT be covered under any warranty.

- **Battery Insertion**

In the case of long usage of your new **JustAMP** Digital Amplifier or no availability for a wall outlet and the battery pack is no longer charged, the battery pack may

Figure 3
Battery
door

be removed and 3 AA alkaline batteries may be inserted. Locate the battery door tab opener as shown in *Figure 3*. Insert a small object such as a paper clip or flat head screwdriver into this slot and press in and up firmly. The battery door should open. Remove the battery door. You will see a set of wires that are plugged into the Printed Circuit Board (PCB).

Unplug these and remove the battery pack. Insert the 3 AA batteries as indicated on the molded case shown in *Figure 4*. Replace

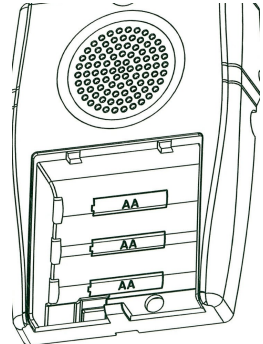


Figure 4

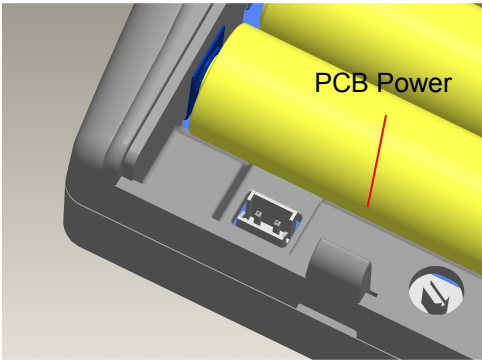


Figure 5

the battery door and **JustAMP** is ready to use again. When you are ready to replace the

3 AA batteries with the battery pack, follow the same procedure for opening the battery door. Remove the 3 AA batteries. Insert the **JustAMP** battery pack with the exposed negative (-) charge terminal facing right as you are looking down at the unit. Plug the battery pack wires back into the PCB as shown in *Figure 5* and replace the battery door. Now you may charge the battery pack as explained above.

- **Headset**

Placement

The headset has two obvious different sides. One has a boom microphone which will be placed in front of the user's mouth, and the other has a pad which will rest against the user's cheek. Hold the headset in your hands so that the boom microphone will be coming off of the right ear. The hole pattern should be facing the mouth. The slots on the back face away from the mouth. Place the headset on your head by placing the two curved parts over your ear. The headset wire has been designed to allow the user to bend the wire for a custom fit. If the cheek pads do not rest comfortably on your face, bend the headset wire in or out as required. **The cheek pads must be firmly resting on your cheeks before adjusting the boom microphone which will be explained later.** For some, the headset may fit a little loose. If this is the case, take the headset back off and squeeze the wire that is in between the two earpieces tighter. Then put the headset back on again.

Plug-In



Now that you have the headset on, take the headset cord and plug it into the **JustAMP** speech box as shown in *Figure 7*.

Figure 7

Adjustment



Figure 8

Now you are ready to adjust the boom microphone in front of your mouth as show in *Figure 8*.

- **Placement of *JustAMP* Amplifier Box**

JustAMP may be placed in a shirt or jacket pocket or hung around the user's neck via a lanyard that is provided. Simply hook the lanyard through the hole provided at the top of your ***JustAMP*** unit. Make sure the slide adjustor is at the top of your lanyard. Place the lanyard around your neck and allow the ***JustAMP*** to hang. Now adjust the slide on the lanyard to bring your ***JustAMP*** to the height you would like it.

- **Power**



To turn the power on for ***JustAMP***, simply turn the dial for volume I/O as shown in *Figure 9* below. This dial will also adjust the volume of the speaker box.

Figure 9

- **Adjusting the Volume**

Speaker Volume

The speaker volume may be adjusted by turning the dial for the volume higher or lower as shown in *Figure 9*. This will allow for the user's voice to be amplified to the listener. If you hear a whine, similar to feedback noise, either the volume is adjusted too high or the **JustAMP** speaker box should be placed further away from the headset mouthpiece.

Windsock

The windsock is used to reduce wind noise and keep the microphone clean. The windsock may be removed to achieve better volume if required. Also, additional windsocks can be purchased from JustMed, Inc. or our distributors.

User Notes:





JustAMP

Digital Amplifier

JustMed, Inc.
Beaverton, Oregon 97008

Phone 503.524.4223
Toll Free 877.390.1799
Fax 503.524.2697
Web JustMed.com